ELEVATIE / ELEVATION
Sc. 1:500

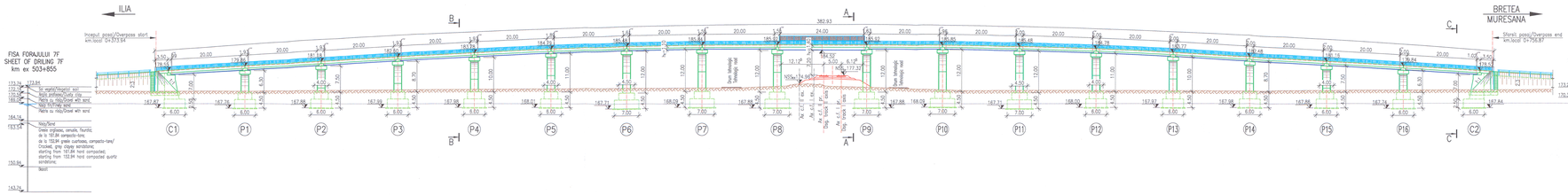

SECTIUNE A–A/ A–A SECTION
Sc. 1:200

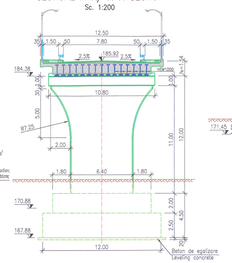

SECTIUNE C–C/ C–C SECTION
Sc. 1:200

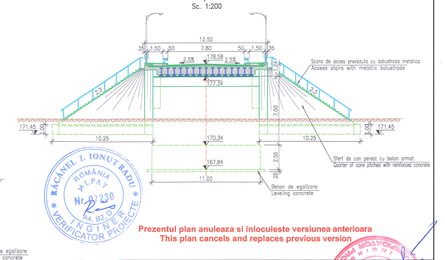

ROMANIA
ROMANIA
ROMANIA
RALCANEL I. IONUT-RAZVAN
Nr. 21 208
INGINER
VERIFICATOR PROIECTE

Prezentul plan anuleaza si inlocuieste versiunea anterioara
This plan cancels and replaces previous version

VEDERE PLANA / PLAN VIEW
Sc. 1:500

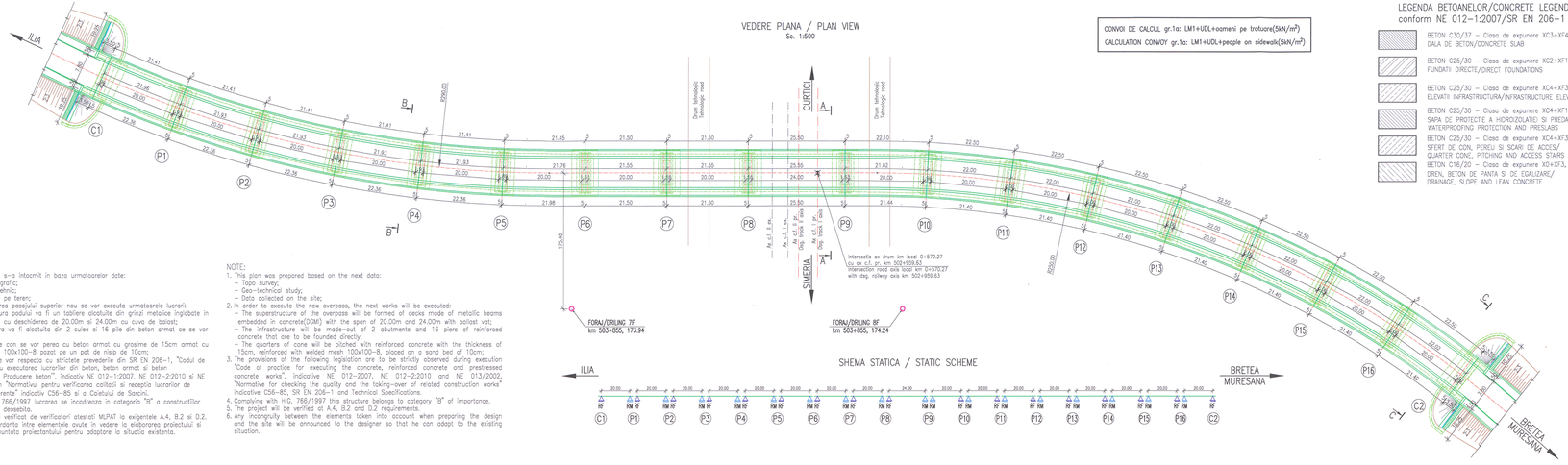

CONVOI DE CALCUL gr.1a: LM1+UDL+oameni pe trotuare(5kN/m²)
CALCULATION CONVOY gr.1a: LM1+UDL+people on sidewalk(5kN/m²)

LEGENDA BETOANELOR/CONCRETE LEGEND
conform NE 012–1:2007/SR EN 206–1

- BETON C30/37 – Clasa de expunere XC3+XF4, agregate D_{max} 22
  DALA DE BETON/CONCRETE SLAB
- BETON C25/30 – Clasa de expunere XC2+XF1+XA1, agregate D_{max} 22.
  FUNDATII DIRECTE/DIRECT FOUNDATIONS
- BETON C25/30 – Clasa de expunere XC4+XF3, agregate D_{max} 22.
  ELEVATII INFRASTRUCTURA/INFRASTRUCTURE ELEVATIONS
- BETON C25/30 – Clasa de expunere XC4+XF1+XM3, agregate D_{max} 16.
  SAPA DE PROTECTIE A HIDROIZOLATIEI SI PREDALE/
  WATERPROOFING PROTECTION AND PRESLABS
- BETON C25/30 – Clasa de expunere XC4+XF3+XA1, agregate D_{max} 22.
  SFERT DE CON, PERELU SI SCARI DE ACCES/
  QUARTER CONE, PITCHING AND ACCESS STAIRS
- BETON C16/20 – Clasa de expunere X0+XF3, agregate D_{max} 16.
  DREN, BETON DE PANTA SI DE EGALIZARE/
  DRAINAGE, SLOPE AND LEAN CONCRETE

SECTIUNE B–B/ B–B SECTION
Sc. 1:200

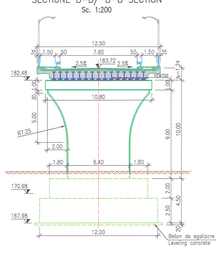

NOTA:
1. Prezentul plan s–a întocmit în baza urmatoarelor date:
   - Studiu topografic;
   - Studiu geotehnic;
   - Date culese pe teren;
2. Pentru realizarea pasajului superior nou se vor executa urmatoarele lucrari:
   - Suprastructura podului va fi un tablere alcatuite din grinzi metalice inglobate in beton (DGM) cu deschiderea de 20.00m si 24.00m cu cuve de balast;
   - Infrastructura va fi alcatuita din 2 culee si 16 pile din beton armat ce se vor funda direct;
   - Sferturile de con se vor perea cu beton armat cu grosime de 15cm armat cu plasa sudata 100x100–8 pozat pe un pat de nisip de 10cm;
3. La executie se vor respecta cu strictete prevederile din SR EN 206–1, "Codul de practica pentru executarea lucrarilor din beton, beton armat si beton precomprimat. Producere beton", indicativ NE 012–1:2007, NE 012–2:2010 si NE 013/2002, din "Normativul pentru verificarea calitatii si recepcia lucrarilor de constructii aferente" indicativ C56–85 si o Caietului de Sarcini.
4. Conform H.G. 766/1997 lucrarea se incadreaza in categoria "B" a constructiilor de importanta deosebita.
5. Proiectul va fi verificat de verificatori atestati MLPAT la exigentele A.4, B.2 si D.2.
6. Orice neconcordanta intre elementele ovute in vedere la elaborarea proiectului si teren va fi anuntata proiectantului pentru adaptare la situatia existenta.

NOTE:
1. This plan was prepared based on the next data:
   - Topo survey;
   - Geo–technical study;
   - Data collected on the site;
2. In order to execute the new overpass, the next works will be executed:
   - The superstructure of the overpass will be formed of decks made of metallic beams embedded in concrete(DGM) with the span of 20.00m and 24.00m with ballast vat;
   - The infrastructure will be made–out of 2 abutments and 16 piers of reinforced concrete that are to be founded directly;
   - The quarters of cone will be pitched with reinforced concrete with the thickness of 15cm, reinforced with welded mesh 100x100–8, placed on a sand bed of 10cm;
3. The provisions of the following legislation are to be strictly observed during execution "Code of practice for executing the concrete, reinforced concrete and prestressed concrete works", Indicative NE 012–2007, NE 012–2:2010 and NE 013/2002, "Normative for checking the quality and the taking–over of related construction works" indicative C56–85, SR EN 206–1 and Technical Specifications.
4. Complying with H.G. 766/1997 this structure belongs to category "B" of importance.
5. The project will be verified at A.4, B.2 and D.2 requirements.
6. Any incongruity between the elements taken into account when preparing the design and the site will be announced to the designer so that he can adapt to the existing situation.

SCHEMA STATICA / STATIC SCHEME

OBSERVATIE:
1. Pe toate suprafetele din beton in contact cu pamantul se vor aplica 2 straturi de emulsie din bitum filerizat.
2. Toate suprafetele din beton vizibile se impermeabilizeaza.

ATENTIE:
1. All concrete surfaces in contact with soil will be coated with 2 bituminuous layers.
2. All visible concrete surfaces will be waterproofed.

Verificator / Expert Checker / Expert	Cerinta Requirement	Semnatura Signature	Referat / Expertiza Report / Expertise

European Investment Bank

MINISTERUL TRANSPORTURILOR

BENEFICIAR / BENEFICIARY :

CFR

COMPANIA NATIONALA DE CĂI FERATE "CFR" SA

PROIECTANT / DESIGNER: PÖYRY			Data Date	Semnatura Signature
Aprobat Approved	Sef de echipa Team leader	C. Teodorescu	01.2013	
Verificat Checked	Expert Cheie Key Expert	R. Tudorascu	01.2013	

Subcontractant / Subcontractor: VIOTOP

Aprobat Approved	Adjunct Sef de echipa Deputy Team leader	A.M. Balcu	01.2013	
Proiectat Designed	Inginer Engineer	A. Negrei	01.2013	

"Reabilitarea liniei c.f. Frontiera - Curtici - Simeria, parte componentă a Coridorului IV Pan - European pentru circula ția tremurilor cu viteză maximă de 160 km/h"
Tronsonul 3: Gurasada - Simeria

"Rehabilitation of the Railway Line Border - Curtici - Simeria, component Part of the IV Pan - European Corridor for the Trains Circulation with maximum speed of 160 km/h"
Section 3: Gurasada - Simeria

Project 9i 35311.1

Faza / Phase: PTH+CS / TD+TS

Denumire desen / Drawing name:
DISPOZITIE GENERALA / GENERAL LAYOUT
PASAJ SUPERIOR / OVERPASS
KM.PR.(DSG.) 502+959.63

Scara / Scale	Revizia / Revision	Cod desen / Drawing Code	Nr / No
1:200 1:500	1 / 04.2013	PT.03.02.22.PO.01.03	03